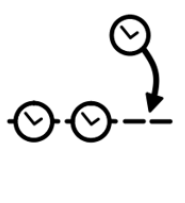



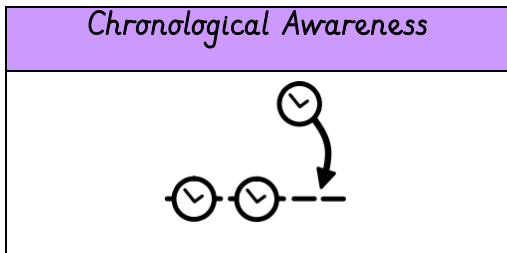



Progression of St Mary's Learning Journeys Based on the four key Strands

			
<i>Chronological Awareness</i>	<i>Knowledge and Interpretation</i>	<i>Historical Enquiry</i>	<i>Significant figures and events</i>

Early Years (Foundation Stage) and Key Stage One:



- **Chronology – my life so far:**
Understand sequencing of personal events and changes over time.
- **How have toys changed?**
Recognise differences in objects over time and relate to own experience.
- **The history of toys – compare toys from 100 years ago to the present day**
Compare past and present using physical evidence.




- **Who is in our family?**
Understand immediate family roles and generational relationships.
- **Occupations**
Explore different roles people have in society, past and present.
- **Life Cycles**
Recognise natural progression of life stages and growth.
- **Objects from the past**
Identify and describe use of artefacts from earlier times.
- **What do we mean by past and present?**
Understand and use language related to time and change.

Historical Enquiry



- **Objects from the past**
Ask and answer questions about the past using artefacts and stories.
- **How am I making History?**
Reflect on personal milestones and experiences as historical moments.


Significant Figures and Events



- **How did we learn to fly? (Bessie Coleman and Amelia Earhart)**
Learn about pioneers in aviation and their significance.
- **How have explorers changed the world? (Ernest Shackleton and Prem Gill)**
Explore the lives and contributions of key explorers.
- **How did the Great Fire change London? (Samuel Pepys)**
Understand impact of a major historical event and the role of a significant individual.
- **Pirates**
Explore historical and legendary figures, their lifestyle, and influence on history.

Key Stage Two:

Chronological Awareness



Topic	Key Skills Developed
Would you prefer to live in the Stone Age or Bronze Age?	Identify and sequence key periods; recognise broad changes and continuities
Would you prefer to live during the Stone Age or in Ancient Egypt?	Compare two time periods chronologically and culturally
Compare the beliefs, lives, buildings, food and climate of each period	Develop chronological understanding alongside cultural and societal comparison
How have children's lives changed?	Identify and order key changes in daily life over time
Compare lives between the Victorian and World War II periods	Use time comparisons to explore themes of childhood and societal change

Knowledge and Interpretation




Topic	Key Skills Developed
What did the Ancient Egyptians believe?	Understand religious and cultural beliefs in ancient civilizations
Explore lives and beliefs in Ancient Egypt	Extend understanding of ancient societal norms, roles, and customs
How hard was it for Anglo-Saxons to invade and settle?	Understand conflict, settlement, and community development
Explain the threat the Vikings posed	Explore reasons for conflict and defence
Vikings: raiders or traders?	Develop balanced viewpoints on historical interpretation
How did Baghdad have an impact on the rest of the world?	Understand contributions of Islamic Golden Age to world history
What was the impact on life during WWI?	Explore effects of war on everyday life
Battle of Britain and Life on the Home Front	Understand wartime Britain from civilian perspectives

Historical Enquiry



<i>Topic</i>	<i>Key Skills Developed</i>
<i>Identify changes and continuities between the periods</i>	<i>Develop comparison and evidence-based reasoning</i>
<i>How have the systems and artwork of Ancient Greece impacted society?</i>	<i>Analyse ancient contributions and their influence today</i>
<i>How did the Romans change modern Britain?</i>	<i>Investigate lasting impact using artefacts, buildings, and place names</i>
<i>Local Study – St Albans and Verulamium</i>	<i>Use local resources and evidence to understand Roman Britain</i>
<i>How have the waterways changed Rickmansworth?</i>	<i>Compare environmental, social, and industrial changes</i>
<i>Grand Union Canal / Three Rivers / Comparison with Amazon and Nile</i>	<i>Analyse rivers across time and geography</i>
<i>What does the census tell us about the local area?</i>	<i>Use primary sources (census data) to enquire about social history</i>
<i>Enrichment: Bank Note project</i>	<i>Research significant individuals for potential bank note inclusion</i>


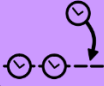
Significant figures and events



<i>Learning Journey</i>	<i>Key Skills Developed</i>
<i>Battle of Britain and Life on the Home Front</i>	<i>Evaluate impact of significant events on national identity</i>
<i>How did Baghdad have an impact on the rest of the world?</i>	<i>Study of key achievements and individuals during the Golden Age of Islam</i>
<i>How did the Romans change modern Britain?</i>	<i>Study of a civilization's legacy through infrastructure and ideas</i>
<i>Vikings: raiders or traders?</i>	<i>Evaluate actions and impact of a group of people</i>
<i>How have the systems and artwork of Ancient Greece impacted society?</i>	<i>Study the legacy of a civilization through architecture, democracy, and art</i>


Progression is broken down into key areas:




- **Topic knowledge** – investigating key figures or events from historical periods; examining how aspects of life have developed over time.
- **Chronological awareness** – understanding how historical periods interconnect, overlap and impact each other.
- **Substantive (abstract) concepts** – recurring themes, key concepts and fundamental elements of historical knowledge, such as 'empire', 'monarchy' or 'invasion and settlement'.
- **Disciplinary concepts** – learning how historians investigate the past and how they construct historical claims.
- **Historical enquiry** – experiencing the process that historians use; navigating historical concepts by questioning, investigating, interpreting, evaluating, concluding and communicating.




Progression of Knowledge 	
Year group	Chronological Awareness 
Reception (EYFS)	<p>To know that someone's age is the time since they were born.</p> <p>To know that they started life as a baby but have since grown and changed.</p> <p>To know that some people are older than others.</p> <p>To know that parents are older than children and grandparents are older than parents.</p> <p>To know some language for talking about the passing of time and events that have already happened, even if used inaccurately. (before, yesterday, last week, last year).</p>
Year 1	<p>To know that a timeline shows the order events in the past happened.</p> <p>To know that we start by looking at 'now' on a timeline then look back.</p> <p>To know that 'the past' is events that have already happened.</p> <p>To know that 'the present' is time happening now.</p> <p>To know that within living memory is 100 years.</p> <p>To know that beyond living memory is more than 100 years ago.</p>
Year 2	<p>To know that events in history may last different amounts of time.</p> <p>To know a decade is ten years.</p>
Lower Key Stage 2	<p>To know that history is divided into periods of history e.g. ancient times, middle ages and modern.</p> <p>To know that we can use dates to work out the interval between periods of time and the duration of historical events or periods.</p> <p>To know that BC means 'before Christ' and is the term used to date the years before Jesus was born.</p> <p>To know that AD means Anno Domini and can be used to show years from the year 1AD. To know that prehistory is the period of time before written methods and stretches until the Roman invasion in AD43.</p> <p>To know that prehistory is divided into the Paleolithic, Mesolithic, Neolithic, Bronze Age and Iron Age.</p> <p>To know that the Stone Age, Bronze Age and Iron Age periods are named after the materials that were commonly used to make tools.</p> <p>To know that the Tudor period is the name of the period from 1485-1603 as this was when the Tudor family were the ruling family in England.</p>
Upper Key Stage 2	<p>To understand the term "century" and how dating by centuries works. (e.g. the 1500s are known as the 16th century)</p> <p>To know relevant dates and relevant terms for the period and period labels e.g. Stone Age, Bronze Age, Iron Age, Romans, Anglo-Saxons, Vikings, Romans, Tudors, Greeks, Aztecs, and Victorians.</p>





Progression of Skill






Year group	Chronological Awareness 
Reception (EYFS)	<p>Beginning to sequence events when describing them (e.g. daily routines, events in a story)</p> <p>Recognising that some stories are set a long time ago.</p> <p>Recognising significant dates for them (birthday).</p> <p>Beginning to use common words and phrases for the passage of time, even if using inaccurately (e.g. yesterday, today, tomorrow, last week, "when I was in nursery...")</p> <p>Recounting activities that happened in their past using photos as a prompt.</p>
Year 1	<p>Sequencing three or four events in their own life (e.g. birthday, starting school, starting Year 1). Using common words and phrases for the passing of time (e.g. now, long ago, then, before, after). Sequencing three or four artefacts/photographs from different periods of time.</p> <p>Placing events on a simple timeline.</p> <p>Recording on a timeline a sequence of historical stories heard orally.</p>
Year 2	<p>Sequencing up to six photographs, focusing on the intervals between events.</p> <p>Placing events on a timeline, building on times studied in Year 1.</p> <p>Beginning to recognise how long each event lasted.</p> <p>Knowing where people/events studied fit into a chronological framework.</p>
Lower Key Stage 2	<p>Sequencing events on a timeline, referring to times studied in KS1 to see where these fit in.</p> <p>Understanding that history is divided into periods of history e.g. ancient times, middle ages and modern.</p> <p>Using dates to work out the interval between periods of time and the duration of historical events or periods.</p> <p>Using BC/AD/Century. Sequencing eight to ten artefacts, historical pictures or events.</p> <p>Beginning to develop a chronologically secure knowledge of local, British and world history across the periods studied.</p> <p>Placing the time studied on a timeline.</p> <p>Using dates and terms related to the unit and passing of time e.g. millennium, continuity and ancient.</p> <p>Noticing connections over a period of time.</p> <p>Making a simple individual timeline.</p>
Upper Key Stage 2	<p>Sequencing events on a timeline, comparing where it fits in with times studied in previous year groups.</p> <p>Understanding the term "century" and how dating by centuries works.</p> <p>Putting dates in the correct century.</p> <p>Using the terms AD and BC in their work. Using relevant dates and relevant terms for the period and period labels e.g. Stone Age, Bronze Age, Iron Age, Romans, Anglo-Saxons, Vikings, Romans, Tudors, Greeks, Aztecs, and Victorians.</p> <p>Developing a chronologically secure understanding of British, local and world history across the periods studied.</p> <p>Placing the time, period of history and context on a timeline.</p> <p>Relating current study on timeline to other periods of history studied.</p> <p>Comparing and making connections between different contexts in the past.</p> <p>Sequencing 10 events on a timeline.</p>


Progression of knowledge 		Substantive (abstract) concepts
Sub strand	EYFS	Key Stage 1
Power (monarchy, government and empire) 	To know that in fairy tales kings/queens are usually important, powerful people who rule over others.	To know that a monarch in the UK is a king or queen. To begin to understand that power is exercised in different ways in different culture, times and groups e.g. monarchy. To know that Britain was organised into kingdoms and these were governed by monarchs.
Achievements and follies of mankind 	To recognise some interests and achievements from their own lives and the lives of their families and friends.	To know some inventions that still influence their own lives today (e.g. toys – the invention of the teddy bear, electronic toys etc.) To know some achievements and discoveries of significant individuals (e.g. explorers) To begin to identify achievements and inventions that still influence their own lives today (e.g. schools, travel). To know the legacy and contribution of some inventions (e.g. flight). To be aware of the achievements of significant individuals (e.g. those involved with the history of flight).






Progression of knowledge 		Substantive (abstract) concepts
Sub strand	Lower Key Stage 2	Upper Key Stage 2
Power (monarchy, government and empire) 	To understand the development of groups, kingdom and monarchy in Britain. To know who became the first ruler of the whole of England. To understand the expansion of empires and how they were controlled across a large empire. To understand that societal hierarchies and structures existed including aristocracy and peasantry. To understand some reasons why empires fall/collapse.	To understand how the monarchy exercised absolute power. To understand the process of democracy and parliament in Britain. To understand that different empires have different reasons for their expansion. To understand that there are changes in the nature of society. To know that there are different reasons for the decline of different empires.
Invasion, settlement and migration 	To know that there were different reasons for invading Britain. To understand that there are varied reasons for coming to Britain. To know that there are different reasons for migration. To know that settlement created tensions and problems. To understand the impact of settlers on the existing population. To understand the earliest settlements in Britain.	To understand there are increasingly complex reasons for migrants coming to Britain. To understand that migrants come from different parts of the world. To know about the diverse experiences of the different groups coming to Britain over time.






	<p>To know that settlements changed over time.</p>	
<p>Civilisation (social and cultural)</p> 	<p>To understand how invaders and settlers influence the culture of the existing population.</p> <p>To understand that society was organised in different ways in different cultures and times and consisted of different groups with different roles and lifestyles.</p> <p>To know that education existed in some cultures, times and groups.</p>	<p>To understand the changes and reasons for the organisation of society in Britain.</p> <p>To understand how society is organised in different cultures, times and groups.</p> <p>To be able to compare development and role of education in societies.</p> <p>To be able to compare education in different cultures, times and groups.</p> <p>To understand the changing role of women and men in Britain.</p> <p>To understand that there are differences between early and later civilisations.</p>
<p>Trade</p> 	<p>To know that communities traded with each other and over the English Channel in the Prehistoric Period.</p> <p>To understand that trade began as the exchange of goods.</p> <p>To understand that trade routes existed between Britain in the Roman, Anglo-Saxon and Viking times.</p> <p>To understand that the Roman invasion led to a great increase in British trade with the outside world.</p> <p>To understand that trade develops in different times and ways in different civilisations.</p> <p>To understand that the traders were the rich members of society.</p>	<p>To know that trade routes from Britain expanded across the world.</p> <p>To understand that trading ships and centres (e.g. York) were a reason for the Vikings raiding Britain.</p> <p>To understand there was a race to discover new countries and that this resulted in new items to be traded in (e.g. silk, spices and precious metals).</p> <p>To understand that the expansion of trade routes increased the variety of goods available.</p> <p>To understand that the methods of trading developed from in person to boats, trains and planes.</p> <p>To understand the development of global trade.</p>
<p>Beliefs</p> 	<p>To understand that there are different beliefs in different cultures, times and groups.</p> <p>To know about paganism and the introduction of Christianity in Britain.</p> <p>To know how Christianity spread.</p> <p>To compare the beliefs in different cultures, times and groups</p>	<p>To be aware of the different beliefs that different cultures, times and groups hold.</p> <p>To understand the changing nature of religion in Britain and its impact.</p> <p>To be aware of how different societies practise and demonstrate their beliefs.</p> <p>To be able to identify the impact of beliefs on society.</p>
<p>Achievements and follies of mankind</p> 	<p>To be able to identify achievements and inventions that still influence our lives today from Roman times.</p> <p>To know the legacy and contribution of the Anglo-Saxons and Vikings to life today in Britain.</p> <p>To be aware that the achievements of ancient civilisations contributed to the development of technology, culture and science.</p>	<p>To understand that people in the past were as inventive and sophisticated in thinking as people today.</p> <p>To know that new and sophisticated technologies were advanced which allowed cities to develop.</p> <p>To understand the impact of war on local communities.</p> <p>To know some of the impacts of war on daily lives.</p>


Disciplinary Concepts

Sub strand	Knowledge or Skill	EYFS	Year 1	Year 2
Historical Significance	 skill	Recalling special people in their own lives.	Recalling special people in their own lives.	Discussing who was important in a historical event.
Historical Significance	 knowledge	To know the names of people that are significant to their own lives.	To know that some people and events are considered more 'special' or significant than others.	To know that some events are more significant than others. To know the impact of a historical event on society. To know that 'historically significant' people are those who changed many people's lives
Sources Of Evidence	 skill	Using photographs and stories to compare the past with the present day. Using stories and non-fiction books to find out about life in the past.	Using artefacts, photographs and visits to museums to answer simple questions about the past. Finding answers to simple questions about the past using sources (e.g. artefacts). Sorting artefacts from then and now.	Using artefacts, photographs and visits to museums to ask and answer questions about the past. Making simple observations about a source or artefact. Using sources to show an understanding of historical concepts (see above). Identifying a primary source.
Sources Of Evidence	 knowledge	To know that stories and books can tell us about the past.	To know that photographs can tell us about the past. To know that we can find out about the past by asking people who were there. To know that artefacts can tell us about the past. To know that we remember some (but not all) of the events that we have lived through	To know that we can find out about how places have changed by looking at maps. To know that historians use evidence from sources to find out more about the past.
Historical Interpretations	 skill	Recognising that different members of the class may notice different things in photographs from the past.	Beginning to identify different ways to represent the past (e.g. photos, stories). Developing their own interpretations from historical artefacts.	Recognising different ways in which the past is represented (including eye-witness accounts). Comparing pictures or photographs of people or events in the past. Developing their own interpretations from photographs and written sources.

Historical Interpretations	 knowledge	To begin to understand that the past can be represented in photographs and drawings.	To know that the past can be represented in photographs.	To know that the past is represented in different ways.
----------------------------	--	--	--	---

Sub Strand	Knowledge or Skill	Lower Key Stage 2	Upper Key Stage 2
Change And Continuity	 skill	<p>Identifying reasons for change and reasons for continuities.</p> <p>Identifying what the situation was like before the change occurred.</p> <p>Comparing different periods of history and identifying changes and continuity.</p> <p>Describing the changes and continuity between different periods of history.</p> <p>Identifying the links between different societies.</p>	<p>Making links between events and changes within and across different time periods / societies.</p> <p>Identifying the reasons for changes and continuity.</p> <p>Describing the links between main events, similarities and changes within and across different periods/studied.</p> <p>Describing the links between different societies.</p> <p>Explaining the reasons for changes and continuity using the vocabulary and terms of the period as well.</p> <p>Analysing and presenting the reasons for changes and continuity.</p>
Change And Continuity	 knowledge	<p>To know that change can be brought about by advancements in transport and travel.</p> <p>To know that change can be brought about by advancements in materials.</p> <p>To know that change can be brought about by advancements in trade.</p>	<p>To know that change can be brought about by conflict.</p> <p>To know that change can be traced using the census.</p>
Cause And Consequence	 skill	<p>Identifying the consequences of events and the actions of people.</p> <p>Identifying reasons for historical events, situations and changes.</p>	<p>Giving reasons for historical events, the results of historical events, situations and changes.</p> <p>Starting to analyse and explain the reasons for, and results of historical events, situations and change.</p>
Cause And Consequence	 knowledge	<p>To know that the actions of people can be the cause of change (eg. Lord Shaftesbury).</p> <p>To know that advancements in science and technology can be the cause of change</p>	<p>To know that members of society standing up for their rights can be the cause of change.</p>
Similarities and Differences	 skill	<p>Identifying similarities and differences between periods of history.</p> <p>Explaining similarities and differences between daily lives of people in the past and today.</p> <p>Identifying similarities and differences between social, cultural, religious and ethnic diversity in Britain and the wider world.</p>	<p>Describing similarities and differences between social, cultural, religious and ethnic diversity in Britain and the wider world.</p> <p>Making links with different time periods studied.</p> <p>Describing change throughout time.</p>

<p><i>Historical Significance</i></p>	 <p>skill</p>	<p>Recalling some important people and events. Identifying who is important in historical sources and accounts.</p>	<p>Identifying significant people and events across different time periods. Comparing significant people and events across different time periods. Explain the significance of events, people and developments.</p>
<p><i>Historical Significance</i></p>	 <p>knowledge</p>	<p>To know that significant archaeological findings are those which change how we see the past. To know that 'historically significant' events are those which changed many people's lives and had an impact for many years to come.</p>	<p>To know how historians select criteria for significance and that this changes.</p>
<p><i>Source of Evidence</i></p>	 <p>skill</p>	<p>Using a range of sources to find out about a period. Using evidence to build up a picture of a past event. Observing the small details when using artefacts and pictures. Identifying sources which are influenced by the personal beliefs of the author.</p>	<p>Recognising primary and secondary sources. Using a range of sources to find out about a particular aspect of the past. Identifying bias in a source and identifying the value of the sources to historical enquiry and the limitations of sources. Describing how secondary sources are influenced by the beliefs, cultures and time of the author.</p>
<p><i>Source of Evidence</i></p>	 <p>knowledge</p>	<p>To know that archaeological evidence can be used to find out about the past. To know that we can make inferences and deductions using images from the past.</p>	<p>To know that a census is carried out every ten years and is an official survey of the population which records every person living in a household on a specific date. To understand the types of information that can be extracted from the census. To understand that inventories are useful sources of evidence to find out about people from the past. To understand some of the key terms on the census, for example, scholar, ditto, occupation and marital status. To understand how to compare different census extracts by analysing the entries in individual columns. To know that the most reliable sources are primary sources which were created for official purposes.</p>
<p><i>Historical Interpretation</i></p>	 <p>skill</p>	<p>Identifying and giving reasons for different ways in which the past is represented. Identifying the differences between different sources and giving reasons for the ways in which the past is represented.</p>	<p>Comparing accounts of events from different sources. Suggesting explanations for different versions of events. Evaluating the usefulness of historical sources. Identifying how conclusions have been arrived at by linking sources.</p>

		Exploring different representations from the period e.g. archaeological evidence, museum evidence, cartoons and books. Evaluating the usefulness of different sources.	Developing strategies for checking the accuracy of evidence. Addressing and devising historically valid questions. Understanding that different evidence creates different conclusions. Evaluating the interpretations made by historians.
Historical Interpretation	 knowledge	To know that archaeological evidence has limitations: it does not give all the answers or tell us about the emotions of people from the past. To know that assumptions made by historians can change in the light of new evidence.	To know that we must consider a source's audience, purpose, creator and accuracy to determine if it is a reliable source. To understand that there are different interpretations of historical figures and events.



Progression of skills

Historical Enquiry- EYFS and KS1

Sub strand	EYFS	Year 1	Year 2
Interpreting findings, analysing and making connections	Making simple observations about the past from photographs and images.	Interpreting evidence by making simple deductions. Making simple inferences and deductions from sources of evidence. Describing the main features of concrete evidence of the past or historical evidence (e.g. pictures, artefacts and buildings).	Making links and connections across a unit of study. Selecting and using sections of sources to illustrate and support answers.
Evaluating and drawing conclusions	Deciding whether photographs or images (e.g. from stories) depict the past.	Drawing simple conclusions to answer a question.	Making simple conclusions about a question using evidence to support.
Communicating findings	Communicating findings by pointing to images and using simple language to explain their thoughts.	Communicating findings through discussion and timelines with physical objects/ pictures. Using vocabulary such as - old, new, long time ago. Discussing and writing about past events or stories in narrative or dramatic forms. Expressing a personal response to a historical story or event. (e.g.	Communicating answers to questions in a variety of ways, including discussion, drama and writing (labelling, simple recount). Using relevant vocabulary in answers. Describing past events and people by drawing or writing. Expressing a personal response to a historical story or event through

		Saying, writing or drawing what they think it felt like in response to a historical story or event.)	discussion, drawing our writing.
--	--	--	----------------------------------



Progression of skills

Historical Enquiry- KS2

Sub strand	Lower Key Stage 2	Upper Key Stage 2
Posing Historical Questions	<p>Understanding how historical enquiry questions are structured.</p> <p>Creating historically-valid questions across a range of time periods, cultures and groups of people.</p> <p>Asking questions about the main features of everyday life in periods studied, e.g. how did people live.</p> <p>Creating questions for different types of historical enquiry.</p> <p>Asking questions about the bias of historical evidence.</p>	<p>Planning a historical enquiry.</p> <p>Suggesting the evidence needed to carry out the enquiry.</p> <p>Identifying methods to use to carry out the research.</p> <p>Asking historical questions of increasing difficulty e.g. who governed, how and with what results? Creating a hypothesis to base an enquiry on. Asking questions about the interpretations, viewpoints and perspectives held by others.</p>
Gathering, organising and evaluating evidence	<p>Using a range of sources to construct knowledge of the past.</p> <p>Defining the terms 'source' and 'evidence'.</p> <p>Extracting the appropriate information from a historical source.</p> <p>Selecting and recording relevant information from a range of sources to answer a question.</p> <p>Identifying primary and secondary sources. Identifying the bias of a source.</p> <p>Comparing and contrasting different historical sources.</p>	<p>Using different sources to make and substantiate historical claims.</p> <p>Developing an awareness of the variety of historical evidence in different periods of time.</p> <p>Distinguishing between fact and opinion.</p> <p>Recognising 'gaps' in evidence.</p> <p>Identifying how sources with different perspectives can be used in a historical enquiry. Using a range of different historical evidence to dispute the ideas, claims or perspectives of others.</p> <p>Considering a range of factors when discussing the reliability of sources, e.g. audience, purpose, accuracy, the creators of the source.</p>
Interpreting findings, analysing and making connections	<p>Understanding that there are different ways to interpret evidence.</p> <p>Interpreting evidence in different ways.</p> <p>Understanding and making deductions from documentary as well as concrete evidence e.g. pictures and artefacts.</p> <p>Making links and connections across a period of time, cultures or groups. Asking the question "How do we know?"</p>	<p>Interpreting evidence in different ways using evidence to substantiate statements.</p> <p>Making increasingly complex interpretations using more than one source of evidence.</p> <p>Challenging existing interpretations of the past using interpretations of evidence.</p> <p>Making connections, drawing contrasts and analysing within a period and across time.</p> <p>Beginning to interpret simple statistical sources.</p>
Evaluating and drawing conclusions	<p>Understanding that there may be multiple conclusions to a historical enquiry question.</p>	<p>Reaching conclusions which are increasingly complex and substantiated by a range of sources. Evaluating conclusions and identifying ways to improve conclusions.</p>

	<p>Reaching conclusions that are substantiated by historical evidence.</p> <p>Recognising similarities and differences between past events and today.</p>	
Communicating findings	<p>Communicating knowledge and understanding through discussion, debates, drama, art and writing.</p> <p>Constructing answers using evidence to substantiate findings.</p> <p>Identifying weaknesses in historical accounts and arguments.</p> <p>Creating a simple imaginative reconstruction of a past event using the evidence available to draw, model, dramatise, write or retell the story.</p> <p>Creating a structured response or narrative to answer a historical enquiry.</p> <p>Describing past events orally or in writing, recognising similarities and differences with today.</p>	<p>Communicating knowledge and understanding in an increasingly diverse number of ways, including discussion, debates, drama, art, writing, blog posts and podcasts.</p> <p>Showing written and oral evidence of continuity and change as well as indicting simple causation. Using historical evidence to create an imaginative reconstruction exploring the feelings of people from the time.</p> <p>Constructing structured and organised accounts using historical terms and relevant historical information from a range of sources.</p> <p>Constructing explanations for past events using cause and effect. Using evidence to support and illustrate claims.</p>