

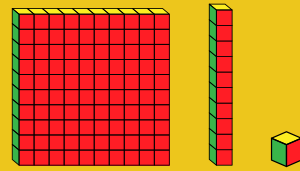
# YEAR 2 - AUTUMN 1

## WHERE ARE WE IN PLACE AND TIME?

### Maths


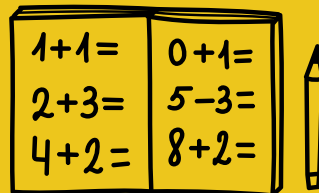
#### Place Value

- Numbers to 20
- Count objects to 100 by making 10s
- Recognise tens and ones
- Partition numbers to 100
- Write numbers to 100 in words
- Write numbers to 100 in expanded form
- 10s and 1s on the number line to 100
- Compare & order objects and numbers
- Count in 2s, 5s, 10s and 3s



#### Addition & Subtraction

- Bonds to 10
- Fact families - addition and subtraction bonds within 20
- Related facts
- Bonds to 100 (tens)
- Add and subtract 1s
- Add by making 10
- Add three 1-digit numbers
- Add to the next 10
- Add across a 10
- Subtract across 10
- Subtract from a 10



### RE

#### Christianity: What do Christians believe God is like?

- Describe the key events in the story of Jonah.
- Explain what the story means to Christians.
- Understand how it shows Christians' beliefs about God and worship.
- Reflect on what they can learn from the story for themselves..

BUENAS DIAS

### Spanish

#### Conversational Language

- What is your name?
- How old are you?
- How are you feeling?



### Art

#### Flora and Fauna

- Explore the artwork of Jan van Kessel
- Make drawings of minibeasts from print and film, paying close attention to the various body parts.
- Experiment with mark making to create close up images of minibeasts
- Design and create a collage minibeast
- Create a collaborative artwork using a range of media based on local flora and fauna.



### Science

#### Properties of materials

- Identify materials and their uses
- Understand how to select the right materials to build a bridge
- explore and test the stretchiness of materials
- Understand materials can change their shape by twisting, bending, squashing or stretching
- shine a light on Charles Macintosh and explore how materials are suitable for different purpose
- Discover which materials change shape when making a road with John McAdam



### PSHE

#### Me and my Relationships

- To understand how my actions can shine a light in the classroom.
- To understand how to deal with feelings; to know who I can talk to if I need help
- To know that friendship is a special type of relationship
- To understand the difference between bullying and teasing and practise ways of dealing with bullying
- To recognise that there are different types of bullying and unkind behaviour; to know that BOTH are unacceptable ways to behave



### Computing

#### Computing Systems and Networks

- What is information technology?
- IT in the home
- IT around us
- Using IT safely
- Making responsible choices with IT



### Sport

#### Dance

Move in response to music and create a sequence of movements for a dance performance.

#### Health and Wellbeing

Develop different ways of moving at speed and balancing with a partner to understand when agility is needed in sport. Create circuits to develop balance and agility.



### English

#### Texts

Blue Balloons and Rabbit Ears  
Inside the Villains

#### Class Reader


Pirate Stories

#### Phonics / Spellings

Common Exception words  
Phase 5 phonics

#### Handwriting

letter formation, correct orientation and size



#### Grammar & Writing

##### Poetry: free verse

vocabulary building  
adjectives, commas

##### Narrative: characterisation

character description  
appearances and actions  
adjectives, commas in lists



### Geography

#### Pirates

- Find out what life was like for a pirate and explore the lives of some famous pirates.
- Explore maps and globes to identify the equator and the five oceans of the world.
- Explore maps and globes to identify the seven continents
- Recognise the points of a compass and use these to find countries and continents on a map.
- Design a treasure map and use compass points to locate treasure in the school grounds.
- Write a set of instructions for a treasure map using positional language.

