

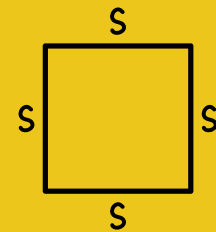
Maths

Multiplication and Division

- Multiples of 10
- Reasoning about multiplication
- Multiply a 2-digit number by a 1-digit number - no exchange/exchange
- Link multiplication and division
- Divide a 2-digit number by a 1-digit number - no exchange and flexible partitioning
- Divide a 2-digit number by a 1-digit number - with remainders

Length and Perimeter

- Measure in metres and centimetres
- Measure in millimetres
- Equivalent lengths (metres and centimetres)
- Equivalent lengths (centimetres and millimetres)
- Compare, add and subtract lengths
- What is perimeter?
- Measure perimeter
- Calculate perimeter



$$P = s + s + s + s$$



RE

- To be able to order where key concepts including 'salvation' fit within the Big Story of the Bible; to revisit the Easter story
- To understand what the texts about the entry into Jerusalem, and the death and resurrection of Jesus might mean to Christians
- To understand how and why Christians mark Easter events in their Church communities
- To be able to describe how Christians show their beliefs about Easter in their worship; to evaluate our learning of why Christians call the day Jesus died 'Good Friday'
- To reflect on and express our own ideas about joy, sadness and hope.



Spanish

- Shining a light on: Reyes Magos. To learn about Spain's Christmas tradition and create a poster.
- Recognise and name some colours in Spanish.
- Recognise and name some shapes in Spanish
- Describe shapes and their colours. To be able to place a colour adjective after a name (shape).
- Read and recognise descriptive phrases in Spanish (colours and shapes).

YEAR 3 - SPRING 1

WHAT CAN WE LEARN FROM THE PAST?



Art



Festival Feasts

- What is Pop art? Explore and respond to the work of Claes Oldenburg
- Draw a range of popular food and drinks focusing on line and shape
- Choose a food or drink from popular culture to create a sculpture. Sketch out design
- Use newspaper and modroc to create sculpture and paint in acrylic to mimic Pop art sculpture.



PSHE

Keeping myself safe




- Identify situations which are safe and unsafe and to suggest strategies for keeping safe
- Define the words danger and risk and explain the difference between the two. To be able to use this knowledge to demonstrate strategies for dealing with a risky situation.
- Identify risk factors and suggest ways of reducing or managing risk
- Identify the potential risks associated with online browsing and suggest ways to keep safe on the internet
- Understand that medicines are drugs and suggest ways that they can be helpful or harmful
- Identify the key risks from the effects of alcohol and cigarettes

Music

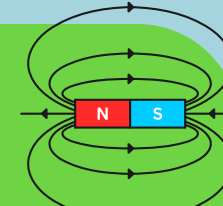
Pentatonic melodies & composition

Revising key musical terminology, playing and creating pentatonic melodies, composing a piece of music using layered melodies.



Science

Forces and Magnets



- Understand what forces are and how they work. To describe forces as pushes or pulls.
- Learn how friction effects movement by planning and investigating how the distance travelled by a toy car can change on different surfaces.
- Explore magnets. Understand that magnets exert a force without contact.
- Identify magnetic and non-magnetic materials and explain that magnets work at a distance.
- Explore the question, "are all metals magnetic?" by gathering and recording data.
- Learn about the poles of a magnet and how they interact. To explain that like poles repel and unlike poles attract.



Computing

Desktop Publishing



- Recognise how text and images communicate information.
- Identify the advantages and disadvantages of using text and images.
- Understand that text and layout can be edited so that I can change the font style, size and colours
- Select page settings in order to create a template.
- Add content (text and images) to a desktop publishing document so that I can create a magazine cover.
- Consider how different layouts suit different purposes and consider the benefits of desktop publishing.

Sport

Outdoor Adventurous Activities

Learn what makes an effective team, with a focus on collaboration. To work as a team to beat an opponent using collaboration skills.



English

Texts

Narrative - Setting

The Lion, the Witch and the Wardrobe
The Tin Forest



Spellings

Statutory word list
Prefixes and suffixes
Plurals



Handwriting

Use cursive writing, forming letters of the correct size and orientation, using a handwriting pen

Grammar & Writing

Non-chronological Reports

Use express place using prepositions, adverbials and conjunctions
To use inverted commas for direct speech.
Subordinating conjunctions
Verb, person sentences.
Similes



History



What did the Ancient Egyptians believe?

- Know when and where the ancient Egyptians lived.
- Explain the importance of ancient Egyptian gods and goddesses.
- Understand why and how the ancient Egyptians built the pyramids.
- Evaluate the challenges of building an Egyptian pyramid.
- Explain why and how ancient Egyptians mummified people.
- Make inferences about ancient Egyptian beliefs by using the primary resource, 'The Book of the Dead'.
- Identify significant aspects of Ancient Egyptian belief.

